

Foxbank Plantation
Request for ARB approval of
Home Improvement Modification

Items 1 through 8 are to be completed by the Homeowner:

1. Name of Homeowner _____ 2. Date of Request _____
3. Home Address _____ Lot # _____
4. Telephone Number _____
5. Description of Request _____

6. For fences, pools, TV dishes, landscape, porches and decks, gas tanks or other screening, attach a sketch on a surveyor's plat showing the addition/modification. Attach any other descriptive material that will support or explain request.

7. Requested start date _____ * 8. Approximate completion date _____
***Please allow 30 days after all required documentation is received by CMG for processing this request.**

Review Fee: There is a \$75.00 Architectural Review Fee payable to Community Management Group. This fee is required upon submission of the Architectural Review Form.

Please Note: Your application will not be considered complete and ready for review unless application is submitted with property plat, details about your modification and plan review fee.

Please see: **Attachment #1** for General information on applying for improvements
Attachment #2 for Approved Fence Styles
Attachment #3 for Storage Shed Design Guidelines
Attachment #4 for Plant material information

To be completed by the ARC:

Date ARC received _____
ARC Action: Approved without conditions _____
Approved with the following conditions _____

Additional information required _____

Not approved for the following reason _____

ARC signature(s) _____
Date ARC action _____ Date Homeowner informed _____

Mail to: Community Management Group
349 Folly Rd Ste 2B
Charleston, SC 29412
Attn: Krista Westbury

Email to: kwestbury@cmgcharleston.com
Fax: 843-795-8482
Office: 843-795-8484 x 317

Attachment #1

Things to know before you apply for improvements!

Summary of Fence requirements:

Materials:

Fence must be wood or wrought Iron (NO VINYL FENCES WILL BE ALLOWED)

Color:

**Wood fences must be sealed with an opaque stain or painted.
Stain & paint color choices are White or Charleston Green. Other colors may be approved after review, such as gray or khaki.**

Height:

**Rear fences can be a maximum of 6' in height – as long as the top 2' of the fence is transparent (i.e. lattice or grid pattern) - please see attached examples
Rear fences must lie on the property line.
Front yard fences are limited to 36" in height.
Fences that on the pond lots must be 4ft. open picket fences.
Any space between the fence and sidewalk must contain appropriate landscaping.**

Antennas & Satellite Dishes:

Antennas, satellite dishes, radio or television transmission towers may be erected on any structure or within the property only after written approval of the Architectural Review Board. In no event shall free standing transmission or receiving towers, satellites dishes or disks be permitted that exceed three (3') feet in diameter. All other satellite dishes and their location must be approved by the ARB.

Storage Shed guidelines:

Please see the attached document pertaining to Storage shed design guidelines for Foxbank Plantation.

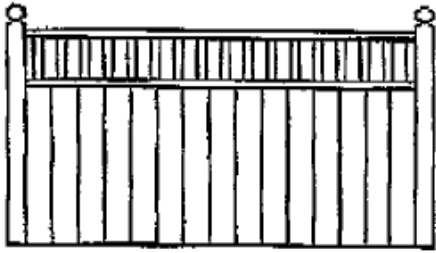
Attachment #2

Estimated Project Start Date: _____

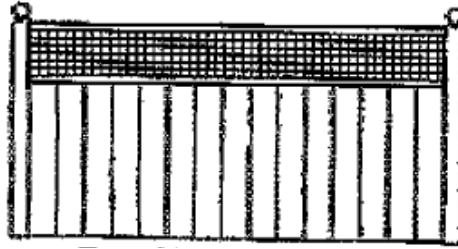
Estimated Completion Date: _____

Approved Fence Styles- Wood

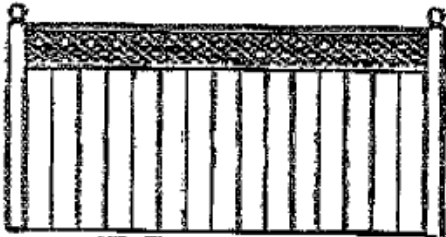
6ft Rear Yard Privacy Fence



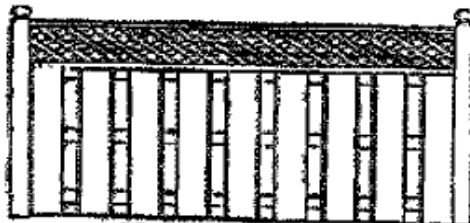
Board/Picket Top



Board/Square Lattice



Board/Lattice

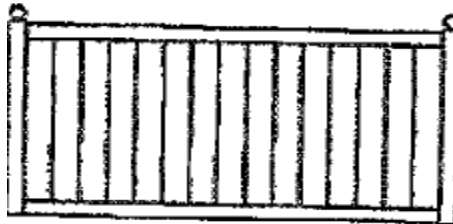


Shadowbox/Lattice

4ft Rear Yard Fence:

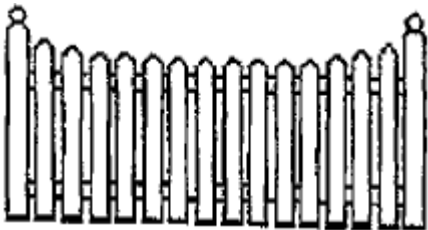


Charleston II



Charleston

4ft Rear Yard Fence or 36" Front Yard Fence:



Victorian Pointed Picket



Gothic Picket

Storage Shed
Design Guidelines
For Foxbank Plantation

1. General: One storage shed is allowed per dwelling unit. Storage sheds shall be free standing and shall be restricted to rear yard locations. Storage-sheds with metal siding or roofs are prohibited. Prebuilt purchased sheds are allowed if they meet the requirements outlined herein.
2. Location: A Shed should be located in the rear yard of the property, with recommended minimum set-backs of 5 feet from the rear property line and 5 feet from the side property lines or local government requirements, whichever are greater.
3. Storage Sheds Attached to a Privacy Fence: Storage sheds can be attached to a privacy fence, but still must meet the setback requirements of the development covenants and local government guidelines.
4. Building Standards: The following standards apply to all storage sheds.
 - a. Design: The architectural design of the shed should be compatible with the design of the primary dwelling.
 - b. Size: Sheds may not exceed 200 square feet of floor space and must have a single floor level with a maximum 8'-6" eave height.
 - c. Materials: The finish materials must be the same as used for the primary dwelling.
 - d. Colors: The color scheme must be the same as used for the primary dwelling.
 - e. Roof: The roof slope shall be 8 in 12 minimum and the type and color of roofing material must match the primary dwelling.
 - f. Doors & Windows: Standard windows and doors that match the dwelling are acceptable. A storage shed must have a minimum of 1 door and 1 window. In addition to the required door and window, any single wall area that exceeds 100 square feet shall have a minimum of one window or door. A storage shed shall have no more than 2 doors.
 - g. Accessories: Accessories compatible with the home design such roof pediments, weather vanes, window boxes and light fixtures are suggested, but not required.

Plant Material

LARGE SHADE TREES

October Glory Red Maple	2" Caliper
Red Sunset Maple	2" Caliper
Willow Oak	2" Caliper
Nuttall Oak	2" Caliper
Japanese Zelkovia	2" Caliper
Sugar Maple	2" Caliper
Heritage River Birch	2" Caliper

ORNAMENTAL TREES

Natchez Crepe Myrtle	6-8ft. Ht.
Autumn Flowering Cherry	2" Caliper
Japanese Maple	5-6 ft. Ht.
Service Berry	6-8 ft. Ht.
Trident Maple	1 1/2" Caliper

LARGE EVERGREEN SHADE TREES

Deodar Cedar	6-8ft. Ht.
Leyland Cypress	4-6ft. Ht.
Japanese Cryptomeria	7-15 gallon
Carolina Hemlock	4-6ft. Ht.

EVERGREEN TREES

Japanese Ligustrum	7-15 gallon
Teo Olive	7-15 gallon
Nellie R. Stevens	4-6ft. Ht.
Sasanqua Camellia	4-6ft Ht.
Mary Nell Holly	4-6ft Ht.
Loropataillum	7-16 gallon

MEDIUM EVERGREEN SHRUBS

Parsons Juniper	3 gallon
Otto Luyken Laurel	7 gallon
Indian Hawthorn	3 gallon
Dwarf Buford Holly	3 gallon
Compacta Holly	3 gallon
Koreana Boxwood	3 gallon
American Boxwood	3 gallon
Carissa Holly	3 gallon

MEDIUM DECIDUOS SHRUBS

Flowering Forsythia	3 gallon
Crimson Pygmy Barberry	3 gallon
Burning Bush	3 gallon
Nearly Wild Rose	3 gallon

SMALL EVERGREEN PLANT

MATERIAL

Miscanthus	3 gallon
Satsuki Azalea	3 gallon
Dwarf Azalea	3 gallon
Dwarf Gardenia	3 gallon
Dwarf Yaupon Holly	3 gallon
Hamelin Grass	3 gallon

GROUND COVER

English Ivy	4" pot
Lirope	4" pot
Mondo Grass	4" pot
Climbing Fig	1 gallon

PERENNIALS

Black-eyed Susan	1 gallon
Verbenia	1 gallon
Stella Dora Daylily	1 gallon
Lantana	1 gallon

SOD

Bermuda
Fescue

MULCH

Pine Straw
Hardwood

Irrigation is strongly recommended for all landscaped areas